





The Gruffalo Spring Week 1



	9:15am-9:45am		10:00am	12pm	1:00pm		1:40pm	2:20pm-3:00pm
Mon	Phonics Look on Evidence Me for today's sound.	B	Literacy Read or listen to the story of The Gruffalo. Join in with the repeated refrains. Can you anticipate the key events, phrases and rhymes?	L	Reading Read a story from the Oxford Owl website	B	Colour in and make your own Gruffalo stick puppets.	Choose an activity from the home learning grid
Tue	Phonics Look on Evidence Me for today's sound.	R	Literacy Draw a picture of the characters from the story, can you label the pictures? Write a caption or simple sentence about them. For example. The fox lived in a log house. Record the sounds you can hear in the words.	U	Reading Read a story from the Oxford Owl website	R	Literacy Using the stick puppets made yesterday. Turn the story of the Gruffalo into a play. Retell the story in your own words.	Choose an activity from the home learning grid
Wed	Phonics Look on Evidence Me for today's sound.	E	Maths Mouse loves nuts to eat. Draw on paper 10 nuts and cut them out. Make some simple number tiles on paper 1-10. Can you match the correct number of nuts to a given number, can you say what is one more than and one less than that amount? Practise writing numbers to 10.	N	Reading Read a story from the Oxford Owl website	E	The Mouse was quite brave when he came across the Gruffalo, he did look a little scary. What makes you feel brave or scared? How do you make yourself feel better?	Choose an activity from the home learning grid
Thu	Phonics Look on Evidence Me for today's sound.	A	Maths Can you draw a picture of the Gruffalo? Use your picture to understand and talk about position without pointing. For example, Gruffalo is under the	C	Reading Read a story from the Oxford Owl website	A	On the computer or an iPad use a paint programme to draw a picture of your favourite creature from the Gruffalo story. Can you describe your character to your	Choose an activity from the home learning grid




The Gruffalo Spring Week 1



			chair, Gruffalo is next to the television.				adult? You could take a picture and add to Evidence Me we would love to see it.	
Fri	Phonics Look on Evidence Me for today's sound.	K	Maths/Literacy You choose an activity from the home learning grid	H	Reading Read a story from the Oxford Owl website	K	Pretend to be the different animals from the story. Can you find different ways of moving? For example, slithering like a snake.	Choose an activity from the home learning grid



The Gruffalo Spring Week 1



Literacy

- Read the story of *The Gruffalo* or watch it on YouTube if you don't have it.
- Retell the story of the *Gruffalo* in your own words, can you use different voices for each character?
- Draw illustrations of the characters in the story add speech bubbles to your illustrations.
- Create a wanted poster showing the *Gruffalo*, write words to describe him. For example, Purple prickles on his back.
- The mouse pretends to be scary in the story. Can you draw and write about your own scary animal?

Media and materials

- Draw, paint or use a computer painting programme to create a drawing of your favourite character from the story.
- Using junk modelling create houses for the animals to live in.
- Using natural objects from your garden can you create a den for the fox to live in or house for snake. You may want to take a picture to upload on to Evidence Me.
- Using playdough can you make character models from the story

Language and communication

- Retell the story of the *Gruffalo* in your own words, can you add a new character to your story?
- In the deep dark wood, there are lots of different animals can you tell your adult facts about the animals the mouse meets on his journey through the wood?
- Can you describe an animal from the story, can your adult guess the animal you are describing?
- Owls come out at night-time can you tell your grown up what the word is to describe animals that come out at night-time (nocturnal) can you name any other nocturnal animals?
- The *Gruffalo* was frightened by the mouse at the end of the story can you say why this was, discuss this with your adult at home.

Maths

- Draw several *Gruffalo* footprints or print out the template. Can you order the *Gruffalo*'s footprints by size? Use the language biggest/smallest/shortest and longest.
- Create number tiles 0-10 out of paper hide the numbers around the house. Find the number tell your adult its name once all collected create your own number line 0-10. Can you find items around your house to match the given number by your adult at home?
- Make a *Gruffalo* crumble or cakes with an adult at home. Use the scales to weigh out the ingredients are some ingredients heavier than others?
- Can you create a 2d shape *Gruffalo* face? Draw 2d shapes to create a picture of the *Gruffalo*'s face can you tell your adult which shapes you have used; can you describe some of the properties of each shape used

Knowledge and Understanding

- Look at the creatures from the story are there any similarities or differences about them? Make a list
- What interesting facts do you know about the animals in the stories. Can you research your favourite animal what interesting facts can you find out?

Internet Safety

- Use YouTube with an adult to watch the story and the RWI sound of the day. Talk about using the internet for a purpose and not just clicking on any video you see without the support of an adult to check that they are safe.
- Use the internet to find facts about the different creatures in the story.
- Parents/carers read the ThinkUKnow information on keeping children safe on the internet.