

Ten Tiny Tadpoles

Nursery Home learning

Spring Term 2

Please find below a timetable of activities to carry out at home.

You can upload as many pictures or videos as possible that you would like to share with us in class. Please find example images below and links for you to follow as well as additional challenges you may wish to complete.

Knowledge Organiser Challenge

Can you make us a book all about Tadpoles?

Your book must include a drawing of Tadpoles and Frogs and answer the following questions.

- What is a baby Frog?
- How do Frogs absorb water?
- Where do Frogs live?

Internet Safety

Can you check the devices your children are using at home and ensure they have parental restrictions on and you know which apps they are using?

Discuss with your child what we use the internet:

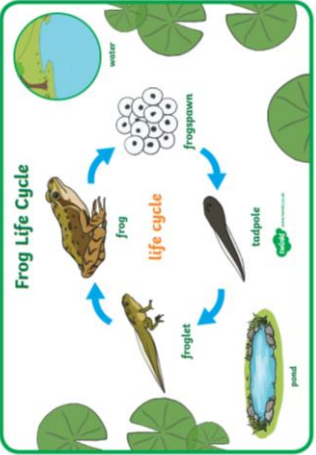
- Playing games (age appropriate)
- Watching videos and TV shows (approved by our adults)
- Learn from home.
- Find things out

Useful Links

- Ten Tiny Tadpoles <https://www.youtube.com/watch?v=3c66IE-QkTw>
- 5 Little Speckled Frogs
<https://www.youtube.com/watch?v=4lChM4FhIZk>
- Cosmic Kids Yoga- https://www.youtube.com/watch?v=TY8xx7c6_z0
- All about frogs
<https://www.youtube.com/watch?v=rJOOxIFs9Is>






























Any question? Please email us at RTLNursery@LakesPrimary.co.uk

	9am-9:15am	9.15-9.45	9.45-10.15	10.15-10.30	10.45-11.15	11.15-11.30	11-30-
	12-12.15	12.15-12.45	12.45-1.15	1.15-1.30	1.45-2.15	2.15-2.30	2.30-
Monday	PE with Joe Wicks https://www.youtube.com/channel/UCAxW1XT0iEJo0TYIRfn6rYQ	Read the Ten Tiny Tadpoles if you don't have the book use the link to YouTube https://www.youtube.com/watch?v=3c66IE-QkTw	Make Lily pads on the floor - draw circles and cut them out or use cushions. Jump like a frog on to each lily pad. As you do, count the jumps.	Break/snack	Play a game with someone at home. Can you take turns and share? Who is the winner? Send us a picture!	Share a story from your home / read a story from Oxford Owl https://www.oxfordowl.co.uk	Write dance
Tuesday	Shake your sillies out- https://www.youtube.com/watch?v=NwT5oX_mqSQ	5 Little Speckled Frogs https://www.youtube.com/watch?v=4IChM4FhIZk Join in with song. Can you make number cards to represent each frog?	Can you draw pictures of tadpoles of all different sizes? Can you point to the biggest/smallest?	Break/snack	Go for a walk, this can be to the park, beach or the woods. Can you see any creatures? Can you move like that creature?	Share a story from your home / read a story from Oxford Owl https://www.oxfordowl.co.uk	Write dance

<p style="writing-mode: vertical-rl; transform: rotate(180deg);">Wednesday</p>	<p>PE with Joe Wicks https://www.youtube.com/channel/UCAxW1XT0iEJo0TYIRfn6rYQ</p>	<p>Look at the Life Cycle of a Frog. Can you talk about the different stages?</p> 	<p>Draw a picture of a frog and a tadpole. Put meanings to the marks you make.</p>	<p>Break/ snack</p>	<p>Complete the Knowledge Organiser Challenge. Make a book about the Life Cycle of a Frog. Draw a tadpole, frogspawn and a frog.</p>	<p>Share a story from your home / read a story from Oxford Owl https://www.oxfordowl.co.uk</p>	<p>Write dance</p>
<p style="writing-mode: vertical-rl; transform: rotate(180deg);">Thursday</p>	<p>Boom chicka boom- https://www.youtube.com/watch?v=F2XVfTzel8E</p>	<p>Sing 5 Little Speckled frogs. Children show 5 fingers and then take one away as you sing.</p>	<p>Using paints or crayons mix the colours blue and yellow together. What colour does it make? Paint a picture of a frog and write a label.</p>	<p>Break/ snack</p>	<p>Make a pond at home. You could use a bowl of water and add cooked pasta or Orbees. Put your hand in the 'pond' and describe how it feels.</p>	<p>Share a story from your home / read a story from Oxford Owl https://www.oxfordowl.co.uk</p>	<p>Write dance</p>

Friday	PE with Joe Wicks https://www.youtube.com/channel/UCAxW1XTOiEJo0TYIRfn6rYQ	Allow the children to read the story to you. They could even act it out or sing you a song they know.	Complete a jigsaw together. If you don't have any you could draw a picture and then cut it in to $\frac{3}{4}$ pieces and then put it together again.	Break/ snack	Work on some gross motor skills. Can you ride a bike/scooter? We would love to see some pictures of this.	Share a story from your home / read a story from Oxford Owl https://www.oxfordowl.co.uk	Write dance
--------	--	---	---	-----------------	--	--	-------------

Speed Sounds Set 1

m 	a 	s 	d 	t 
i 	n 	p 	g 	o 
c 	k 	u 	b 	f 
e 	l 	h 	sh 	r 
j 	v 	y 	w 	th 
z 	ch 	qu 	x 	ng nk