

HOME LEARNING YEAR 2



Home Learning Week 1

The Year 1 and 2 team would like to send our thanks for your support with your child's home learning at this time. We would love to hear from you and welcome your photos to share the work that you have completed throughout the week – this can be daily or weekly. If you have any queries you can contact us via email and we will respond to your queries as quickly as possible. The email addresses are listed below:

Year 1 – Year1@LakesPrimary.co.uk

Year 2 – Year2@LakesPrimary.co.uk

We will endeavour to set work that does not need to be printed so that you can do it on the screen or on separate pieces of paper – any issues with this, please let us know.

The work packs each week will follow the curriculum that we will be following in school so that your child will not miss out on any education during this strange time. We have included lots of different aspects of the curriculum, including Topic and RE. Joe Wicks is also starting his daily sessions from next week if you fancy a bit of challenge – parents can join in as well!

We hope that you manage to have some structure to the day and you can follow the timetable that we follow in school. We start the

day with Literacy, followed by Maths after a playtime. Afternoon sessions are made up of one of the foundation subjects.

It would also be great to see some photos of the exciting things that you get up to outside of the curriculum, such as going for a family walk or playing some games together.

Stay safe and we look forward to hearing from you.

KS1 Team

Thursday

07.01.21

Literacy	
<p>Recap the beginning of the story by reading up to Jack finding a crew. Model drawing a story map for the beginning of the story. (first 2 pages) Use this to verbally retell the beginning of the story using some actions to go with it. Practise verbally retelling the beginning of the story using the story map and actions. Children to write down as many time adverbials that they can think of – 2 minute challenge (next, then, after that). Can they add them into their story?</p>	<p>Children to write the beginning of the story using the story map as a prompt.</p>
<p>Practise the spellings that were sent home on Marvellous Me.</p>	
<p>Daily phonics sessions from Ruth Miskin are available to watch at: https://www.youtube.com/watch?v=H9rGoXkmeyU</p>	
<p>Lexia sessions can be carried out daily – the link will be resent via Marvellous Me.</p>	

Curriculum activities
<p>Music - Learn the parts of the body song at: https://www.youtube.com/watch?v=N2pUxxM8W3g</p>
<p>PSHE/ICT – Online safety curriculum to be followed at thinkuknow website.</p>

Activity 1: Watch Jessie & Friends, Episode 2

- Find the Jessie & Friends cartoons at www.thinkuknow.co.uk/parents/jessie-and-friends-videos/
- Watch *Episode 2: Sharing Pictures* with your child.
- Use questions to chat about the cartoon. For example:
 - How did lots of people end up seeing the pictures?
 - What made Mo feel sad?
 - How did the friends get help when they needed it?
 - What did Miss Humphrey say she would do to help?
- Finish by watching the song again and having a sing-along!

Note: If your child wants to watch Episode 1 too, do watch it with them! It's aimed at younger children, but it's still fun to watch.

Activity 2: Draw a character

- Ask your child to draw a picture of their favourite character singing the funny tummy song.
- Ask them to include their favourite lyrics from the song on their drawing.
- We'd love to see your work! If you like, find us on Facebook (**Click CEOP**) and share a photo of your child's picture.

Artwork only please! Do not share your child's name or any pictures of your child.

Maths

It is half past 11 so the hour hand should be on the 11

Is Alex correct?
Explain your reasoning.

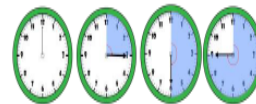


Oh no! The minute hand has fallen off the classroom clock!

Lunchtime is at 12:00

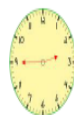
Have the children missed their lunchtime?

Look at the clocks.



Discuss how the minute hand has travelled. Identify when the time is quarter past the hour and quarter to the hour. Give the children individual clocks with moveable hands and ask them to make quarter to/past times.

Match the clocks to the correct time.





Quarter to four





Quarter past four

Quarter to three

Quarter past three



Complete the table.

<p>The minute hand is pointing to ____ The hour hand is just after ____ The time is <i>quarter ____ seven</i></p>		<p>The minute hand is pointing to three. The hour hand is just after six. The time is <i>quarter past six</i>.</p>	
<p>The minute hand is pointing to ____ The hour hand is just before ____. The time is <i>quarter ____ two</i>.</p>		<p>The minute hand is pointing to nine. The hour hand is just ____ twelve. The time is <i>quarter to twelve</i>.</p>	

Mathletics can be accessed daily – the logins have been sent home via Marvellous Me.

Friday

08.01.21

Literacy	
<p>Recap the beginning of the story. Draw a story map for Granny giving them the patchwork sack and them setting off. Model how to use it to verbally retell this part of the story. Innovate (change) it to include interesting adjectives to describe the items in the sack, add these to the story map. Pairs practise verbally retelling this part of the middle of the story using their story map. Display the story map for this part and read this part from the story. Model how to use the prepared story map to write this part of the retelling. (shark problem and balloon solution) Emphasise including interesting adjectives, correct punctuation and conjunctions (and, so, but, because).</p>	<p>Children write part of the middle of the story using the story map as a prompt. (Getting the patchwork sack and setting off to the Faraway Isle of Blowyernose).</p>
<p>Practise the spellings that were sent home on Marvellous Me.</p>	
<p>Daily phonics sessions from Ruth Miskin are available to watch at: https://www.youtube.com/watch?v=H9rGoXkmeyU</p>	
<p>Lexia sessions can be carried out daily – the link will be resent via Marvellous Me.</p>	

Curriculum activities
<p>PE: Dance – Practise your Dance moves using some of your favourite Just Dance clips on YouTube. https://www.youtube.com/results?search_query=just+dance+kids Can you make up your own Dance or aerobics exercise for some of your family to follow?</p> <p>RE – To develop knowledge of Moses as one of the key figures in Judaism. Tell the Birth story of Moses. https://www.youtube.com/watch?v=vf-4x4iefQE How did Moses end up living in a palace? Respond by creating a collage, picture or try weaving a small basket with paper or straw.</p>

Maths

5 a day set 1 or set 2 – please choose the most appropriate or do both.

1. $12 + 6 =$
2. $20 - 4 =$
3. 2, 4, 6 ____, ____, ____
4. 10, 20, 30, ____, ____, ____
5. Name this shape:



1. $43 + 26 =$
2. $110 - 20 =$
3. $6 \times 5 =$
4. $25 \div 5 =$
5. $\frac{1}{2}$ of 26 =
2

Recap telling the time to the nearest quarter of an hour using the interactive clock at:
<https://www.topmarks.co.uk/time/teaching-clock>

Play the game at:

<https://mathsframe.co.uk/en/resources/resource/116/telling-the-time>

Mathletics can be accessed daily – the logins have been sent home via Marvellous Me.