




Brown Bear Brown Bear

Nursery Home learning

Spring Term Week 3



Please find below a timetable of activities to carry out at home.

You can upload as many pictures or videos as possible that you would like to share with us in class.

Please find example images below and links for you to follow as well as additional challenges you may wish to complete.

Knowledge Organiser Challenge

To find the answers to the questions and answer them in your own way, this can be by making a poster, recording a video, writing them down or making a powerpoint.

The questions are:

- What do hedgehogs like to eat?
- Why do Owls have large claws?
- Why do foxes have good hearing?/ what do they like to eat?

Useful Links

- The story of Brown Bear by Eric Carle https://www.youtube.com/watch?v=9-NIZH_HcOw
- Brown Bear Brown Bear what do you see- Animated song <https://www.youtube.com/watch?v=gUdsvvnnWo>
- 5 Little monkey's swinging in a tree <https://www.youtube.com/watch?v=aRkobOgzokw>
- 10 Little dinosaurs <https://www.youtube.com/watch?v=TjmGTbNLj6Q>


Internet Safety

Can you check the devices your children are using at home and ensure they have parental restrictions on and you know which apps they are using.


Follow the link <https://www.thinkuknow.co.uk/4-7/4-5-year-olds/>


Discuss with your child who is their trusted adults this might be mums, dads, nanas, grandma, granddads and teachers. Can your child then draw one trusted adult from home and one trusted adult from school?

Any question? Please email us at RTLNursery@LakesPrimary.co.uk

	9am-9:15am	9.15-9.45	9.45-10.15	10.15-10.30	10.30-10.45	10.45-11.15	11.15-11.30	11-30-
	12-12.15	12.15-12.45	12.45-1.15	1.15-1.30	1.30-1.45	1.45-2.15	2.15-2.30	2.30-
Monday	<p>PE with Joe Wicks https://www.youtube.com/channel/UCAxW1XT0iEJo0TYIRfn6rYQ</p>	<p>Read the story or watch the video of the Brown Bear, Brown Bear by Eric Carle.</p> <p>Can your child look at the picture and say each of the animals and what colour they are?</p>	<p>Can you find objects (stop at 10) around your house and sort them into colours? Can you then count how many you have of each colour? Using your number cards last week can you match the number to the quantity?</p>	<p>Break/ Snack</p> <p>Maths shape hunt zoom- 1pm Mrs Howard (this is to talk you through and practise for your own tomorrow)</p>	<p>Phonics</p> <p>Look on Evidence Me for today's sound 'o.'</p> <p>https://www.youtube.com/watch?v=O6Hx4M1fAHw</p> <p>Mrs Howard phonics zoom 10.30am</p>	<p>Can you make some binoculars? Find items from around your house to create binoculars. You could use some string toilet roll and cello tape</p> 	<p>Name writing and letter formation practise.</p>	<p>Share a story from your home / read a story from Oxford Owl https://www.oxfordowl.co.uk</p>

Tuesday	<p>Cosmic kids We're going on a bear hunt! https://www.youtube.com/watch?v=KAT5NiWHFI <u>U</u></p>	<p>Rewatch/ read the story Brown Bear, Brown bear what can you see by Eric Carle. Encourage your child to join with the story and see if they can predict the story.</p>	<p>Use the animal posters and the read write inc mat below (you do not need to print these) can your child hear the initial sound? Can they find the correct letter on the chart? Can they</p> <div data-bbox="680 663 891 837" data-label="Image"> </div> <p>attempt to write it?</p>	<p>Break/ snack</p>	<p>Phonics Look on Evidence Me for today's sound 'c' https://www.youtube.com/watch?v=zlaqCQSFxqo</p>	<p>Write dance. (Zoom at 11 am Mrs Jordan to talk you through Write dance and answer any questions.) You will need 1 piece of paper and 2 pencils/ crayons/ felt tips. Crayons work best and if possible, tape your paper work as the children use both hands.</p>	<p>Share a story from your home / read a story from Oxford Owl https://www.oxfordowl.co.uk</p>	<p>Use your binoculars, can you go on a shape hunt around your house. Can you find a triangle, square, rectangle and circle? Bonus point if you can find a oval or pentagon.</p> <div data-bbox="1854 641 2020 880" data-label="Image"> </div>
---------	---	---	--	-------------------------	--	--	--	---

Wednesday	PE with Joe Wicks https://www.youtube.com/channel/UCAxW1XT0iEJo0TYIRfn6rYQ	Can you draw some of the animals in the story? Place them in order of the story then try and thread them onto wool or string to create a story belt. Can they wear the belt and tell you the story of brown bear brown bear? (If you have scissors, please be watched by an adult when using them)	Complete your knowledge organiser challenge.	Break/snack	Phonics Look on Evidence Me for today's sound 'k.' https://www.youtube.com/watch?v=v8EOVwGsBPK Phonics Zoom with Mrs Jordan at 1pm	Write dance	Share a story from your home / read a story from Oxford Owl https://www.oxfordowl.co.uk	Complete your internet safety activity.
Thursday	Cosmic Kids Kids yoga with dinosaurs https://www.youtube.com/watch?v=ISX9DSK4uEk	Go on a nature walk, can you collect some special things such as sticks and leave? Can you sort them in your own way for example, size and colour? 	Zoom call with Miss Palmer reading a story and catch up at 10am.	Break/snack	Phonics Look on Evidence Me for today's sound 'p.'	Write dance	Share a story from your home / read a story from Oxford Owl https://www.oxfordowl.co.uk	Can you create a small world zoo using recycled junk model materials from your home? You can make enclosures for the animals and be as creative as you like making the animals from the book Brown bear, Brown bear? Please can you take a photo of the process and the final product and add them onto evidence me.

Friday	PE with Joe Wicks https://www.youtube.com/channel/UCaxW1XT0iEJo0TYIRfn6rYQ	Use you binoculars and go on a walk with your family. What can you see along the way? Using the repetitive sentence from the story for example, "dad, dad what can you see? I see a tree, what can you see?" 	Break/ snack	Zoom call Mrs Jordan show and tell at 1.30pm	Write dance	Share a story from your home / read a story from Oxford Owl https://www.oxfordowl.co.uk	Can you make a bear mask? You could use card, paper plates or cardboard. Remember to make holes to eyes, and do not forget to draw a nose and mouth on.
--------	--	---	-----------------	---	-------------	--	--