

Ten Tiny Tadpoles
Nursery Home learning
Spring Term 2

Please find below a timetable of activities to carry out at home.

You can upload as many pictures or videos as possible that you would like to share with us in class. Please find example images below and links for you to follow as well as additional challenges you may wish to complete.

Knowledge Organiser Challenge

Can you make a 3D model using junk modelling showing the different stages of the life cycle of a frog?

Send us a video of you telling is all about amazing frog life cycle.

Internet Safety

Look through the PowerPoint of The adventure of Smartie the penguin.

What is it about?

What did you learn about the internet?

Can you learn Mummy Penguin's song?

Useful Links






























- Ten Tiny Tadpoles <https://www.youtube.com/watch?v=3c66IE-QkTw>
- 5 Little Speckled Frogs <https://www.youtube.com/watch?v=4lChM4FhIZk>
- Tadpoles Promise- <https://www.youtube.com/watch?v=DfiC8GNuD8g>
- World book day- <https://www.worldbookday.com/>
- Teeny Weeny Tadpole- <https://www.youtube.com/watch?v=gHO6S5-5zAU>

Any question? Please email us at RTLNursery@LakesPrimary.co.uk

	9am-9:15am	9.15-9.45	9.45-10.15	10.15-10.30	10.45-11.15	11.15-11.30	11.30-
	12-12.15	12.15-12.45	12.45-1.15	1.15-1.30	1.45-2.15	2.15-2.30	2.30-
Monday	PE with Joe Wicks https://www.youtube.com/channel/UCAxW1XT0iEJo0TYIRfn6rYQ	Discuss the life cycle of a tadpole. Can the children remember each stage? Can you put them in the correct order? Learn facts about a frog using the knowledge organiser power point on Evidence me.	Watch the demonstration video by Mrs Jordan on evidence me. Complete the 5 frames activity.	Break/snack	Complete knowledge organiser activity.	Share a story from your home / read a story from Oxford Owl https://www.oxfordowl.co.uk	Make some play dough following the instructions below- Dough Disco
Tuesday	Just dance- Into the unknown https://www.youtube.com/watch?v=thkw1sxr_bw	Read 10 tiny tadpole's. Look at images of different stages of a frog's life cycle. Can you identify their features and discuss some facts.	Can you make 10 tiny tadpoles, you could use paint, recycled materials or draw them. Can you use your fingers to jump from each tadpole, counting each one when you land on it.	Break/snack	Can you move like a frog? How high can you jump?	Share a story from your home / read a story from Oxford Owl https://www.oxfordowl.co.uk	Dough disco

Wednesday	<p>PE with Joe Wicks https://www.youtube.com/channel/UCAxW1XT0iEJo0TYIRfn6rYQ</p>	<p>Read the story Teeny weeny tadpole. Discuss the changes of a tadpole throughout.</p>	<p>Can you go for a walk to find a pond? (Locke Park or Coatham Marsh)</p> <p>If you find one what can you see, can you see any tadpoles? What do they look like? Can you see anything else?</p>	Break/snack	Complete internet safety activity.	<p>Share a story from your home / read a story from Oxford Owl https://www.oxfordowl.co.uk</p>	Dough Disco
Thursday	<p>Just dance- How far I'll go https://www.youtube.com/watch?v=EEDSHLtb57Hk</p>	<p>Read the story Tadpoles Promise. Can you talk about the story? Can you explain why the tadpole broke his promise? Where has the caterpillar gone? What happened at the end?</p>	<p>World book Day</p> <p>Pick your favourite book, can you read it to your adult? Talk about the characters in the book, what do they look like? What do they do?</p>	Break/snack	Can you draw your favourite character from your story? Make sure to send us a photo of them via Evidence me.	<p>Share a story from your home / read a story from Oxford Owl https://www.oxfordowl.co.uk</p>	Complete a task from the World Book day pages attached below
Friday	<p>PE with Joe Wicks https://www.youtube.com/channel/UCAxW1XT0iEJo0TYIRfn6rYQ</p>	<p>Ask your child which book they have enjoyed reading the most, ask them why. Re-read their favourite story.</p>	<p>Cut out the stages of a frogs life cycle. Can you place them in the correct order. Can you verbally and physically label each section of the cycle? Talk about the choice of order they have placed them in.</p>	Break/snack	Choose either a board game, small world or something that you can all play together. Let us know what you choose.	<p>Share a story from your home / read a story from Oxford Owl https://www.oxfordowl.co.uk</p>	Dough Disco

Speed Sounds Set 1

m 	a 	s 	d 	t 
i 	n 	p 	g 	o 
c 	k 	u 	b 	f 
e 	l 	h 	sh 	r 
j 	v 	y 	w 	th 
z 	ch 	qu 	x 	ng nk

PLAYDOUGH RECIPE!

RECIPE CARDS!

AS SEEN AT
CHILDCARE
EXPO!

MRS MACTIVITY'S

NO BAKE

PLAYDOUGH RECIPE


INGREDIENTS

- 2 cups of flour
- 4 tablespoons of cream of tartar
- 2 tablespoons of vegetable oil
- 1 cup of salt
- 2 cups of boiling water

FOR THE EXTRAS:

- Food colouring
- Scents (herbs, oils, juices)

HOW TO MAKE

-  1 Mix the flour, cream of tartar and salt together in a bowl.
- 2 Add the hot water and oil and keep stirring until you get a nice ball of dough.
- 3 It will still be a little hot, so leave to cool.
- 4 Once it has cooled, use a hard surface and knead your dough repeatedly until it is smooth. This will help to get rid of the stickiness.
- 5 Store in an airtight container until you need it!

EXTRAS!

Colour

To colour your playdough, add a few drops of food colouring to hot water before adding to your dough.

Scented dough

You can add a variety of scents, herbs and other things like lavender to your playdough to give it a nice smell.

Texture

Try adding things like sand, seeds, glitter or petals to your playdough to add texture.

Shine

Want your playdough to shine? Add a few drops of glycerin.

Mrs
Mactivity